



Fitting Instruction

Part-No. : 110K113 & 110K113T
Product : Rear Set
Manufacturer : Kawasaki
Model (Type) : ER-6N (ER650A) 2006 →
ER-6F (EX650A) 2006 →

Important:

Read this instruction manual carefully and mind all warnings and tips. You should do this work only if you're qualified; otherwise we recommend this mounting to be done by a qualified workshop. Improperly mounting of this kit can reduce the driveability of the motorcycle and may be a risk to your health and life.

Special works are marked with the following signs. Please take special care on these works.



Warning! Important mounting instruction. It shows risks to your life and health.



Tips for mounting and maintenance or to avoid damage.

Fitting:

Remove stock rear sets. The following parts will be used for your new rear set: Gearshift lever



Rear sets are pre-assembled but all screws are not tightened! Always use locknuts or proper amount of medium thread-locking adhesive (e. g. Loctite 243). All details of assembling are shown on the backside drawing. All parts are welded into their bags as they belong together.



The original brake light switch has to be replaced by a hydraulic one. It replaces the banjo bolt of the brake hose at the brake cylinder. **This is the highest point in the brake-system, proof proper air free installation! Use only seal rings according to the brake hose manufactures' instructions.**

The tightening torques for connections to the frame refers to the manufacturer's instructions. Use the following torques for all the other screw connections:

M5	=	6Nm	=	4.43lbf ft
M6	=	10Nm	=	7.38lbf ft
M8	=	20Nm	=	14.75lbf ft
M10x1,25	=	30Nm	=	22.13lbf ft

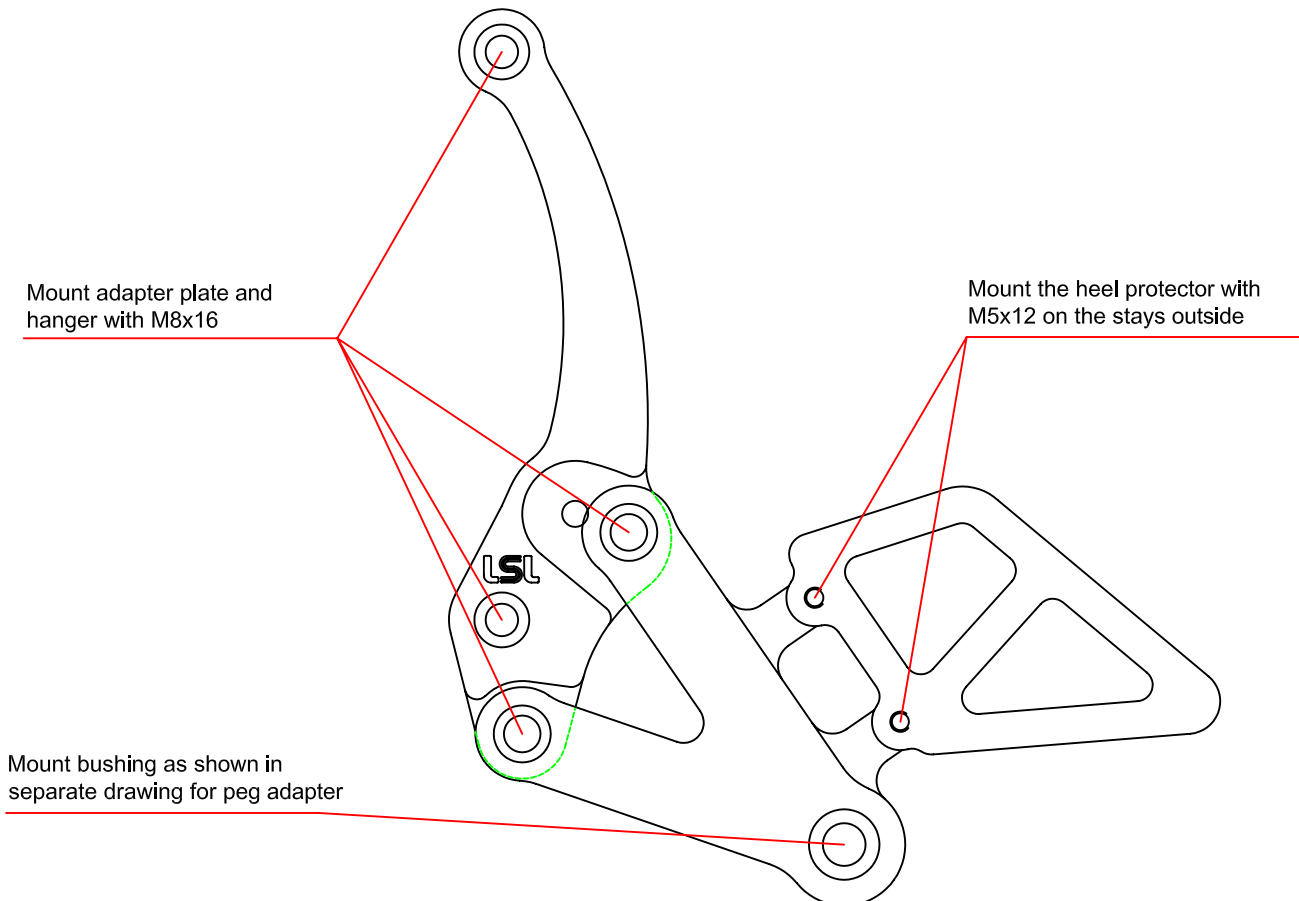
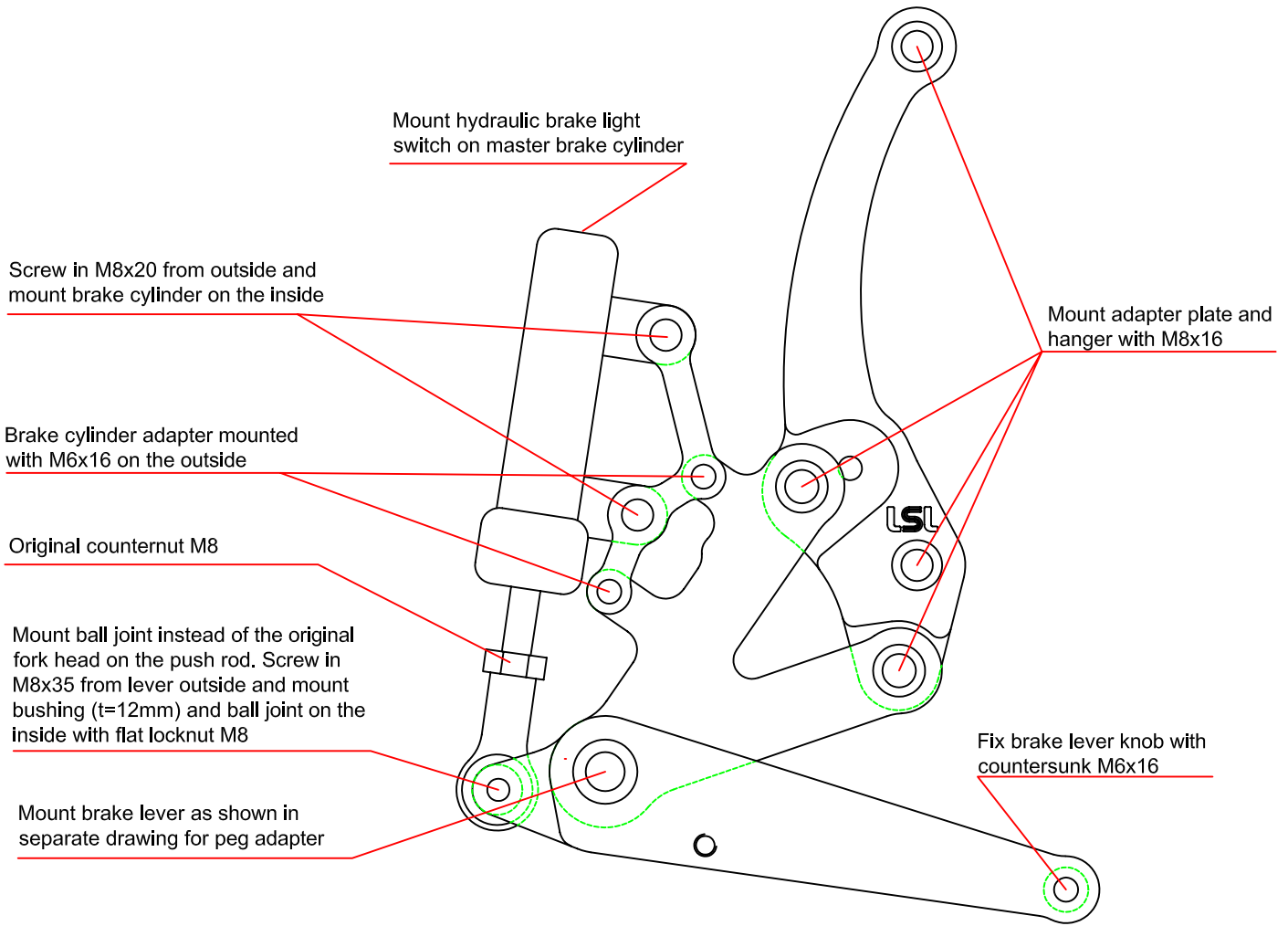


After installing rear set **test brake and gear shifting indoor. If anything is not operating properly or braking efficiency is poor, testing on the road may result in death or serious injury!**

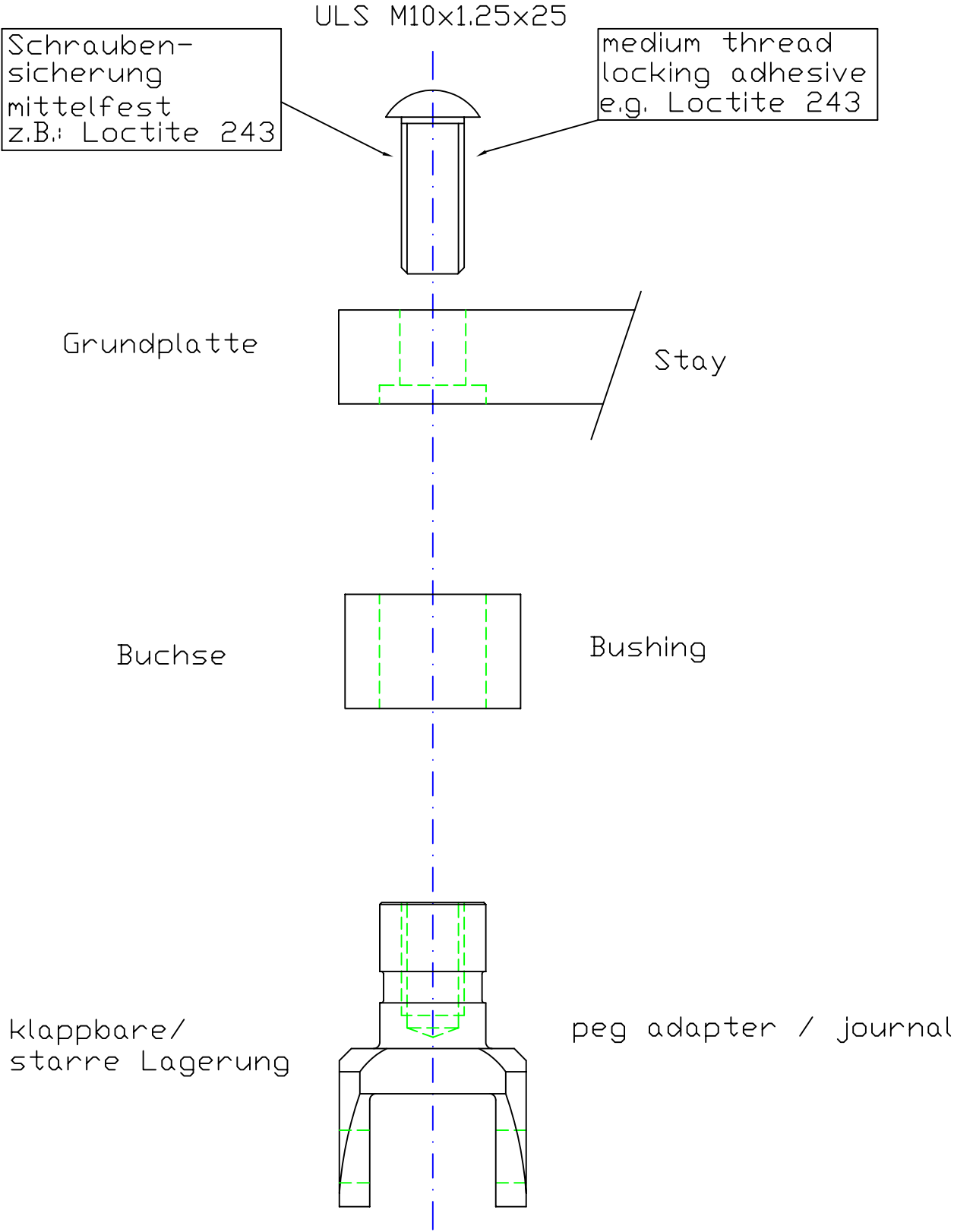
Maintenance:



Periodically proof all functions during service intervals. Use **particle free (no MoS₂)** lithium or barium soap grease to maintain lever bushings.



Linke Seite / left side



Rechte Seite / right side

